



# Record THERMCORD RC3

Intruder protection with efficient energy-saving properties

This burglar resistant automatic doors offer RC3 rated intruder protection with efficient, energy-saving properties. By creating a seal when the door is closed, they eliminate any permanent outflow of heat and prevent air pollution from entering the building.

### Applications

Suitable for areas with energy saving requirements such as storefronts, care homes, hospitals, schools, colleges, universities, offices, public buildings, restaurants and leisure facilities.

### Key benefits

- » Effective thermal insulation barrier from top to bottom (UD = 1.1 W/m2K)
- » Prevents air-flow and saves money on energy bills while maintaining an ambient temperature
- » Provides a deterrent against intrusions and break-ins
- » Sound proofing up to 31 dB
- » Minimalist appearance and modern design of a standard sliding door
- » Bespoke design options to match architectural vision
- » Usable as an escape route during an emergency



### Deterrent against intrusions

V-shaped profiles and P5a glass ensure level a of sturdiness that provides immense resistance to attacks by burglars.



### Energy Saving

This sliding door has a number of features which save energy including minimal door frame gaps, low heat conductivity in the door frame and the option of triple glazing for maximum thermal efficiency.



### Protection against harsh weather

A highly rigid frame offers resistance to heavy wind along with magnetically activated seals to ensure heavy rain cannot enter the building.



### Extraordinary noise reduction


Depending on glass types this sliding door can offer noise protection up to 31dB.

### Key features

- » Highly stable door wing structure with double V shaped profiles
- » Available as a single or double door
- » Powered by our tried and tested System 20 door operator
- » Multi-point locking MPV for protection against unauthorised intrusion
- » Triple glazing available to improve thermal insulation
- » Class P5a break-in resistant safety glass according to EN 356
- » Can be fitted with or without a floor track

### Product properties tested and certified (ift Rosenheim)

Water resistance	E 300	Heavy resistance to rain
Air permeability	PPD (6/5/450)	Air tight when closed
Sound insulation	RW = 31 dB	Effective noise reduction creates a pleasant indoor climate
Resistance to wind load	600 pa	Strong resistance against heavy winds
Heat transfer coefficient	UD = 1.1 W/m2K	Achieves strong energy efficiency according to EnEV 2016
Building closure	State of the art	Complete seal from the outside preventing moisture and water causing structural damage
Burglar resistance	RC3	Strong deterrent against intrusions and break-in protection

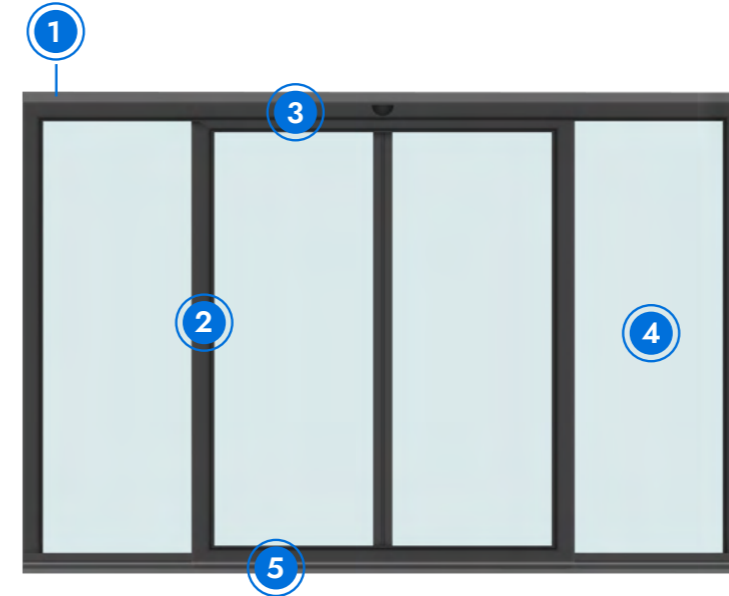


### Built to last

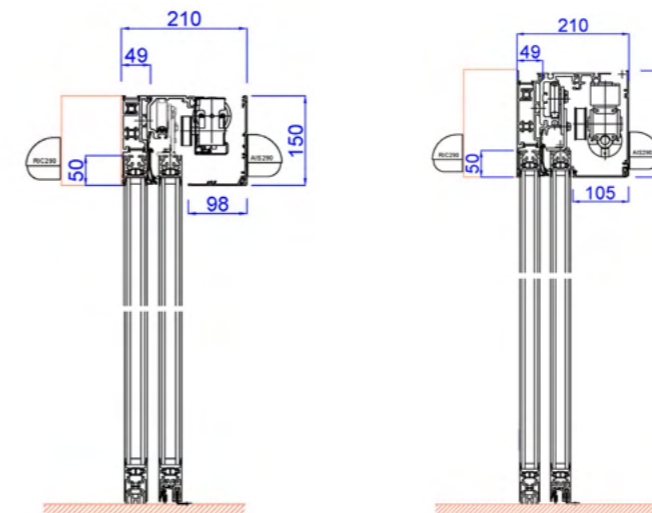
Featuring special constructive measures, stiffeners and reinforced elements, which are integrated into the door system, to provide effective protection against intruders.

Specifications	Double Door	Single Door
Drive dimensions (without side piece)	157 x 150 mm / 167 x 200 mm	157 x 150 mm / 167 x 200 mm
Drive dimensions (with side piece)	210 x 150 mm / 200 mm	210 x 150 mm / 200 mm
Width of passage (A)	800 – 3 000 mm	800 – 2 500 mm
Support beam length (F)	min. 2 A + 250 mm	min. 2 A + 125 mm
Total height (J)	G + 150 mm or 200 mm	G + 150 mm or 200 mm
Door leaf weight	(Record STA 20) 2 x 120 kg	(Record STA 20) 1 x 150 kg
Door leaf weight DUO/RED	(Record STA 20) 2 x 150 kg	(Record STA 20) 1 x 150 kg
Power supply voltage	100 – 240 V AC, 50 / 60 Hz	100 – 240 V AC, 50 / 60 Hz
Rated power	90 W	90 W
Consumption in standby mode	ca. 25 W	ca. 25 W
Ambient temperature	- 15° to + 50° C	- 15° to + 50° C
Standard compliance	EN 16005, DIN 18650, EN 16361	EN 16005, DIN 18650, EN 16361

In addition to the multi-point locking system the THERMCORD RC3 features an electromechanical locking unit and improvised transmission gear



- 1 Panel profile, thermally separated
- 2 Reinforced door leaves and vertical profile for increased security
- 3 Electronic multi-point locking (MPV) as standard for convenient locking at the touch of a button
- 4 Burglar-resistant safety glass of class P5a according to EN 356
- 5 CNS floor rail with continuous centreboard



### Canopy options

- » 150mm & 200mm canopy height options available on
- » Other canopy options are available



For more information

Speak to our sales team

